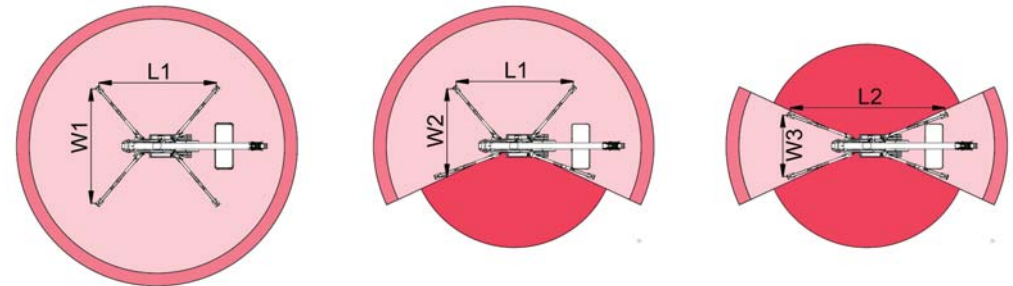
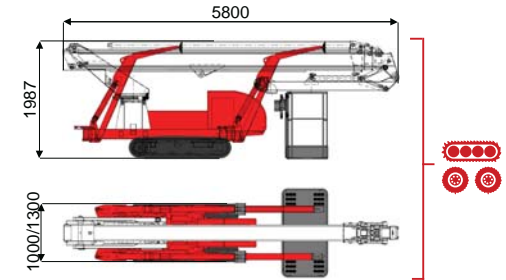
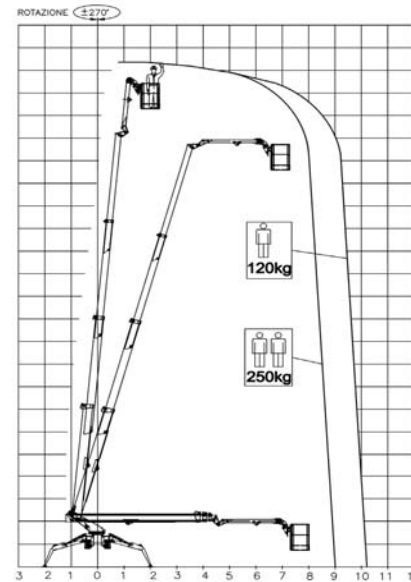




22,3 m ↑
10,3 m →
250 Kg 🧑🧑



9000 mm	10300 mm	5500 mm	L1	L2	W1	W2	W3
250 kg	120 kg	120/250 kg	4900 mm	6250 mm	4350 mm	3350 mm	2750 mm

BI-ENERGY
Diesel+AC



TSJ 23.1/C-R 22.3 m 10,3 m 250 kg 175° 540° 150x70 cm 90°+80° 2,75-4,35 m 36% 25% 2,25 km/h 3100 kg 19 kN 1,56 kN/m² 3,26 kN/m² 1000/1300 mm 5817 mm 1970 mm

	Battery type	Battery charge	Add. Weight	Autonomy	Charging time	Electropump	
ECO	DC+AC	48V 320 A/h 5h	230V-48V 45A	450 kg	6-7 h endless	7h	48V 9 kW
ECO	DC+AC	48V 270 A/h 5h	230V-48V 45A	400 kg	6-7 h endless	7h	48V 9 kW
HYBRID	Diesel+DC	24V 240 A/h 5h	230V-24V 35A	200 kg	2-3 h endless	7h	24V 5,5 kW

Characteristics and technical data are informative only and subjected to change without notice.

TCA Lifting Ltd
Unit 4, Derby Dell Buildings, Lasham
Hampshire. GU34 5RX United Kingdom
Tel. (+44) 0845 603 5360
info@tcalifting.com
www.tcalifting.com

