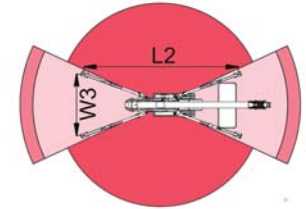
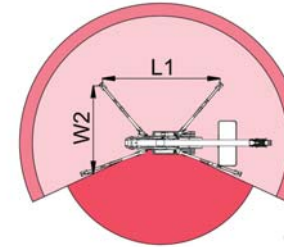
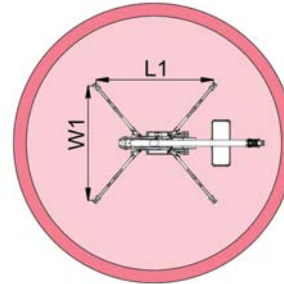
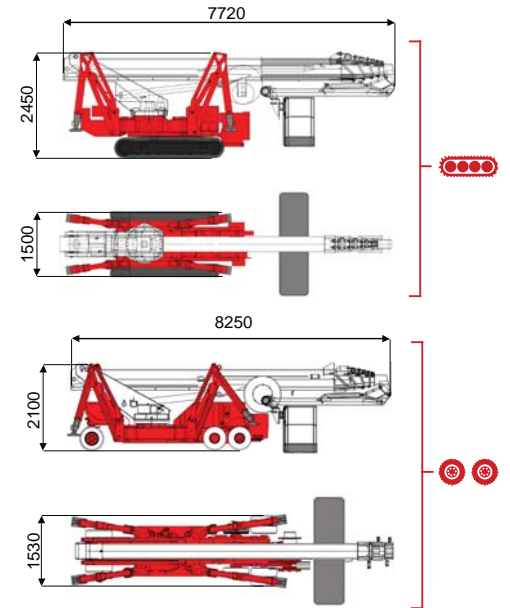
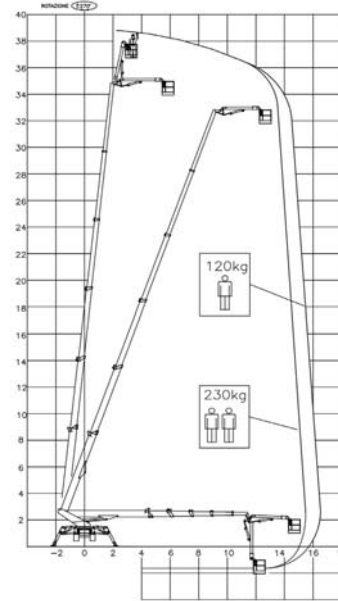




39 m ↑
16,5 m →
230 Kg 🧑🧑



15500 mm	16500 mm	10000 mm	L1	L2	W1	W2	W3
230 kg	120 kg	120/230 kg	5021 mm	6185 mm	4596 mm	3740 mm	2886 mm

BI-ENERGY
Diesel+AC



TSJ 39/C	🔋	39 m	16,5 m	230 kg	175°	660°	180x70 cm	90°+80°	2,9-4,6 m	23%	40%	2,5 km/h	8200 kg	47 kN	3,67 kN/m ²	5,54 kN/m ²	1500 mm	7720 mm	2450 mm
TSJ 39/R	⊗ ⊗	39 m	16,5 m	230 kg	175°	660°	180x70 cm	90°+80°	2,9-4,6 m	23%	25%	1,5 km/h	8200 kg	47 kN	3,60 kN/m ²	5,54 kN/m ²	1530 mm	8250 mm	2100 mm



Battery type



Battery charge



Add. Weight



Autonomy



Charging time

Electropump

ECO	DC+AC	⊗ ⊗	48V 270 A/h 5h	230V-48V 45A	400 kg	6-7 h endless	7h	48V 9 kW
-----	-------	-----	----------------	--------------	--------	---------------	----	----------

TCA Lifting Ltd
Unit 4, Derby Dell Buildings, Lasham
Hampshire. GU34 5RX United Kingdom
Tel. (+44) 0845 603 5360
info@tcalifting.com
www.tcalifting.com

